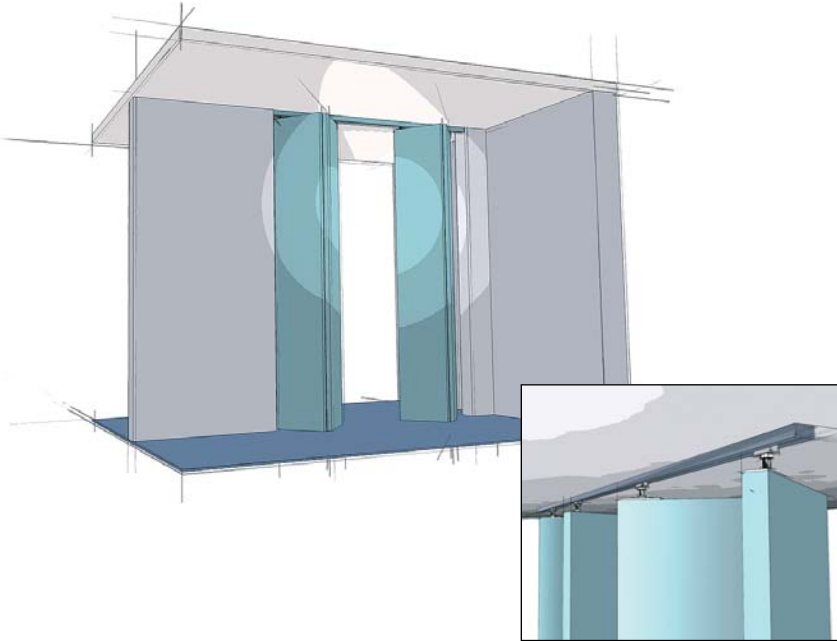


Light Duty Folding Door Set

Wing Line Grant 1500

up to 25 lbs/door (11 kg/door)

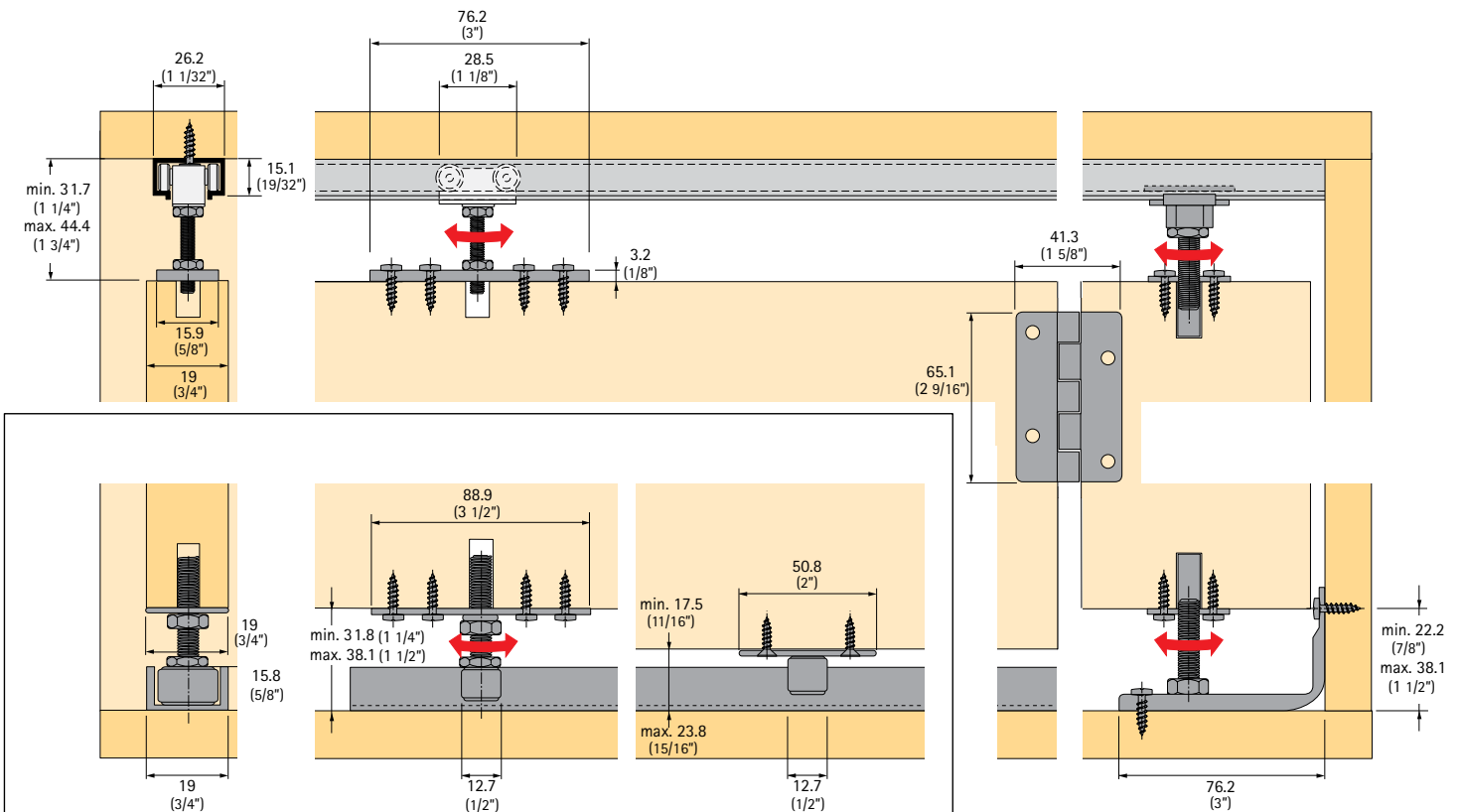
for door thickness $\frac{3}{4}$ " (19 mm) minimum, top mount, adjustable



Wing Line Grant 1500

A light duty top hung folding door system for residential and commercial applications. The Wing Line Grant 1500 system supports both bi-fold and multi-fold installations.

- For door panels $\frac{3}{4}$ " [19 mm] minimum and up
- For doors weighing up to 25 lbs [11 kg] per panel
- 4 wheel swivel carrier with ball bearing roller
- Aluminum track up to 16' [4800 mm]
- Pre-drilled track for easy installation
- One-way or bi-parting sets available
- For multi-fold doors up to 6 doors one way
- Made in USA



Specifications:

- Mounting: Top
- Adjustment: 1/2" (12.7 mm) vertical
- Door thickness: 3/4" (19 mm)
- Headroom: 1 1/4" (31.7 mm) min., 1 3/4" (44.4 mm) max.
- Application: Bi-fold and Multi-fold

Wing Line Grant 1500 door hardware is available in four purchasing options

● -jamb pivot ○ -carrier

Option I

Complete package: includes track, hardware set, and all screws

Wing Line Grant 1500 two-door (one-way) set Hardware and track

Packing includes:

- 1 track 1501
- 1 hardware set 1520



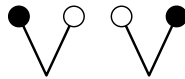
Length	Order no.	PU
4' (1200 mm)	050 191	10 sets

For longer track application order hardware set and track separately

Wing Line Grant 1500 four-door (two door eachway) set Hardware and track

Packing includes:

- 1 track 1501
- 2 hardware set 1520



Length	Order no.	PU
4' (1200 mm)	050 192	5 sets
6' (1800 mm)	050 194	5 sets
8' (2400 mm)	050 195	5 sets

For longer track application order hardware set and track separately

Option II

Track only

Single track 1501

Aluminum extruded, pre-drilled holes



Length	Order no.	PU
4' (1200 mm)	050 180	5
5' (1500 mm)	050 181	5
6' (1800 mm)	050 182	5
8' (2400 mm)	050 183	5
10' (3000 mm)	050 184	5
12' (3600 mm)	050 185	5
16' (4800 mm)	050 186	5

Screws not included - recommend #5 Flat Head

Option III

Hardware set only (without track)

Wing Line Grant 1500 hardware sets

Hardware set 1520 for two door installation, one way

Hardware set includes:

- 1 bottom pivot 2664
- 1 top pivot 2523
- 2 bushings 2669
- 1 jamb bracket assembly 1516
- 1 adjustable track bushing 1535
- 1 swivel carrier 1532 complete with top plate 1183
- 3 hinges 2646
- 1 wrench and screws



Article	Order no.	PU
Hardware set 1520	050 188	10 sets

Hardware set 1525 jamb pivot set

Hardware set includes:

- 1 adjustable track bushing 1535
- 1 top pivot 2523
- 1 bottom pivot 2664
- 2 bushings 2669
- 1 jamb bracket assembly 1516
- 1 wrench and screws

● hinges not included

Article	Order no.	PU
Hardware set 1525	050 196	10 sets

Hardware set 1551 for two door one way opening

Hardware set includes:

- 1 jamb pivot hardware set 1525
- 1 swivel carriers 1532 complete with top plate 1183
- 1 wrench and screws



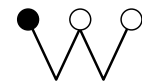
hinges not included

Article	Order no.	PU
Hardware set 1551	050 401	10 sets

Hardware set 1552 for four door one way opening

Hardware set includes:

- 1 jamb pivot hardware set 1525
- 2 swivel carriers 1532 complete with top plate 1183
- 1 wrench and screws



hinges not included

Article	Order no.	PU
Hardware set 1552	050 402	10 sets

Light Duty Folding Door Set

Wing Line Grant 1500

up to 25 lbs/door (11 kg/door)

for door thickness 3/4" (19 mm) minimum, top mount, adjustable



Made in USA

Ordering data - hardware sets only

● -jamb pivot ○ -carrier

No. of doors	Layout	Hardware sets less track
2		1 set 1551
4		2 sets 1551
4		1 set 1552
8		2 sets 1552
8		2 sets 1552

For more stable installation, we recommend an even number of doors in each direction.
For arrangements not shown, add one swivel carrier for every two additional doors.

Order for separate components

Wing Line Grant 1500 components

Swivel carrier 1532

Steel,
roller with ball bearing
with top plate 1183

Screws included



Article	Order no.	PU
Swivel carrier 1532	050 197	20

Adjustable track bushing 1535

Steel,
inserted into track, close to jamb



Article	Order no.	PU
Adjustable track bushing 1535	050 199	1

Top pivot 2523

Steel



Article	Order no.	PU
Top pivot 2523	050 456	1

Bushing 2669

Steel

Screws included



Article	Order no.	PU
Bushing 2669	050 459	1

Bottom pivot 2664

Steel



Article	Order no.	PU
Bottom pivot 2664	050 458	1

Jamb bracket assembly 1516

Steel,
adjustable

Screws included



Article	Order no.	PU
Jamb bracket assembly 1516	050 187	1

Bi-fold Hinge Set

Contains: Three (3) 2646 Hinges
Screws included

Steel, zinc plated,
mortised, swaged

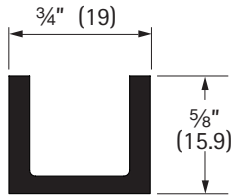


Article	Order no.	PU
Bi-fold Hinge Set	113 440 7	1

Accessory parts (not included in set)

Guide channel 1222

Aluminum extruded



Length	Order no.	PU
4' (1200 mm)	050 142	5
5' (1500 mm)	050 143	5
6' (1800 mm)	050 144	5
8' (2400 mm)	050 145	5
10' (3000 mm)	050 146	5
12' (3600 mm)	050 147	5
16' (4800 mm)	050 148	5

Screws not included - recommend #6 Flat Head

Guide roller 1211

Steel, non adjustable

Screws included



Article	Order no.	PU
Guide roller 1211	050 138	20

Guide roller 1221

Steel, adjustable

Screws included



Article	Order no.	PU
Guide roller 1221	050 141	20