



**Specifications:**

- Mounting: Top
- Adjustment: 3/4" (19 mm) vertical
- Door thickness: 1" (25.4 mm)
- Headroom: 15/8" (41.2 mm) min., 23/8" (60.3 mm) max.
- Application: Bi-fold and Multi-fold

**Wing Line Grant 1600 door hardware can be purchased in four different options**

- -jamb pivot
- -carrier

**Option I**

Complete package: includes track, hardware set, and all screws

**Wing Line Grant 1600 two-door set Hardware and track**

- Packing includes:  
 1 track 1605  
 1 hardware set 1620

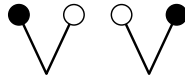


Length	Order no.	PU
2' (750 mm)	050 411	10 sets
3' (900 mm)	050 412	10 sets
4' (1200 mm)	050 413	10 sets

For longer track application order hardware set and track separately

**Wing Line Grant 1600 four-door (two doors each way) set Hardware and track**

- Packing includes:  
 1 track 1605  
 2 hardware sets 1620



Length	Order no.	PU
4' (1200 mm)	050 414	10 sets
5' (1500 mm)	050 415	10 sets
6' (1800 mm)	050 416	10 sets
8' (2400 mm)	050 417	10 sets


For longer track application order hardware set and track separately

**Option II**

Order for track only

**Single track 1605**

Aluminum extruded, pre-drilled holes



Length	Order no.	PU
4' (1200 mm)	050 403	5
5' (1500 mm)	050 404	5
6' (1800 mm)	050 405	5
8' (2400 mm)	050 406	5
10' (3000 mm)	050 407	5
12' (3600 mm)	050 408	5
16' (4800 mm)	050 409	5

Screws not included - recommend #8 Pan Head

**Order for hardware set only (without track)**

**Wing Line Grant 1600 hardware sets**

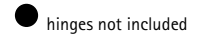
**Hardware set 1620 for two door installation, one way**



- Hardware set includes:  
 1 bottom pivot 1626  
 1 top pivot 2523  
 2 bushings 2669  
 1 jamb bracket assembly 1516  
 1 adjustable track bushing 1655  
 1 swivel carrier 1656 complete with top plate 1283  
 3 hinges 2646  
 1 wrench and screws

Article	Order no.	PU
Hardware set 1620	050 410	10 sets

**Hardware set 1625 jamb pivot set**



- Hardware set includes:  
 1 adjustable track bushing 1655  
 1 top pivot 2523  
 1 bottom pivot 1626  
 2 bushings 2669  
 1 jamb bracket assembly 1516  
 1 wrench and screws

Article	Order no.	PU
Hardware set 1625	050 418	10 sets

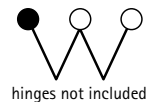
**Hardware set 1661 for two door one way opening**



- Hardware set includes:  
 1 jamb pivot hardware set 1625  
 1 swivel carrier 1656 complete with top plate 1283  
 1 wrench and screws

Article	Order no.	PU
Hardware set 1661	050 422	10 sets

**Hardware set 1662 for four door one way opening**



- Hardware set includes:  
 1 jamb pivot hardware set 1625  
 2 swivel carriers 1656 complete with top plate 1283  
 1 wrench and screws

Article	Order no.	PU
Hardware set 1662	050 423	10 sets

# Medium Duty Folding Door Set

## Wing Line Grant 1600

up to 50 lbs/door (23 kg/door)

for door thickness 1" (25.4 mm) minimum, top mount, adjustable



Made in USA

### Ordering data - hardware sets only

● -jamb pivot    ○ -carrier

No. of doors	Layout	Hardware sets less track
2		1 set 1661
4		2 sets 1661
4		1 set 1662
8		2 sets 1662
8		2 sets 1662

For more stable installation, we recommend an even number of doors in each direction.  
For arrangements not shown, add one swivel carrier for every two additional doors.

### Option IV

Order for separate components

### Wing Line Grant 1600 components

#### Swivel carrier 1656

Steel,  
roller nylon with top plate 1283

Screws included



Article	Order no.	PU
Swivel carrier 1656	050 421	10

#### Adjustable track bushing 1655

Steel,  
inserted into track, close to jamb



Article	Order no.	PU
Adjustable track bushing 1655	050 420	1

#### Top pivot 2523

Steel



Article	Order no.	PU
Top pivot 2523	050 456	1

#### Bushing 2669

Steel

Screws included



Article	Order no.	PU
Bushing 2669	050 459	1

#### Bottom pivot 1626

Steel



Article	Order no.	PU
Bottom pivot 1626	050 419	1

#### Jamb bracket assembly 1516

Steel,  
adjustable

Screws included



Article	Order no.	PU
Jamb bracket assembly 1516	050 187	1

#### Bi-fold Hinge Set

Contains: Three (3) 2646 Hinges  
Screws included

Steel, zinc plated,  
mortised, swaged



Article	Order no.	PU
Bi-fold Hinge Set	113 440 7	1

**Accessory parts (not included in set)**

**Guide channel 1222**

Aluminum extruded



Length	Order no.	PU
4' (1200 mm)	050 142	5
5' (1500 mm)	050 143	5
6' (1800 mm)	050 144	5
8' (2400 mm)	050 145	5
10' (3000 mm)	050 146	5
12' (3600 mm)	050 147	5
16' (4800 mm)	050 148	5

Screws not included - recommend #6 Flat Head

**Guide roller 1211**

Steel, non adjustable

Screws included



Article	Order no.	PU
Guide roller 1211	050 138	20

**Guide roller 1221**

Steel, adjustable

Screws included



Article	Order no.	PU
Guide roller 1221	050 141	20