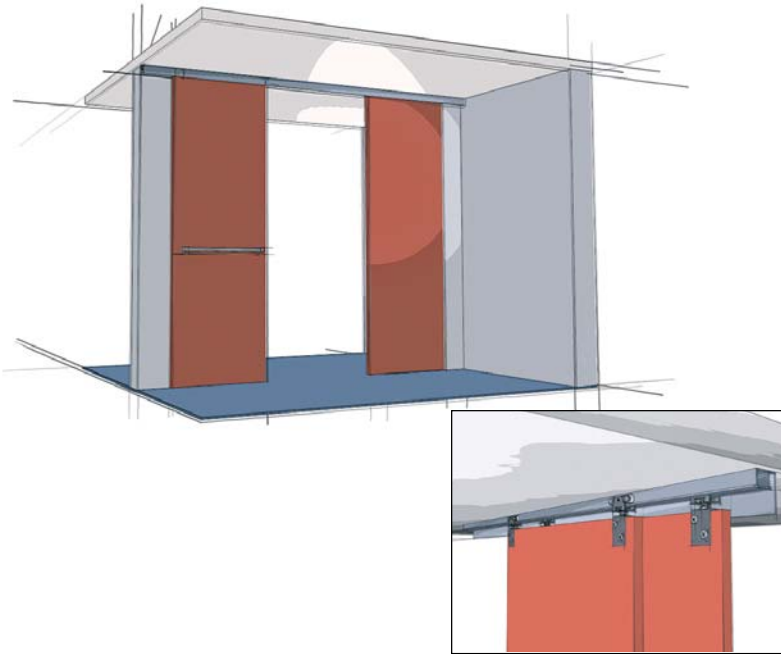


# Top Line Grant 73-034

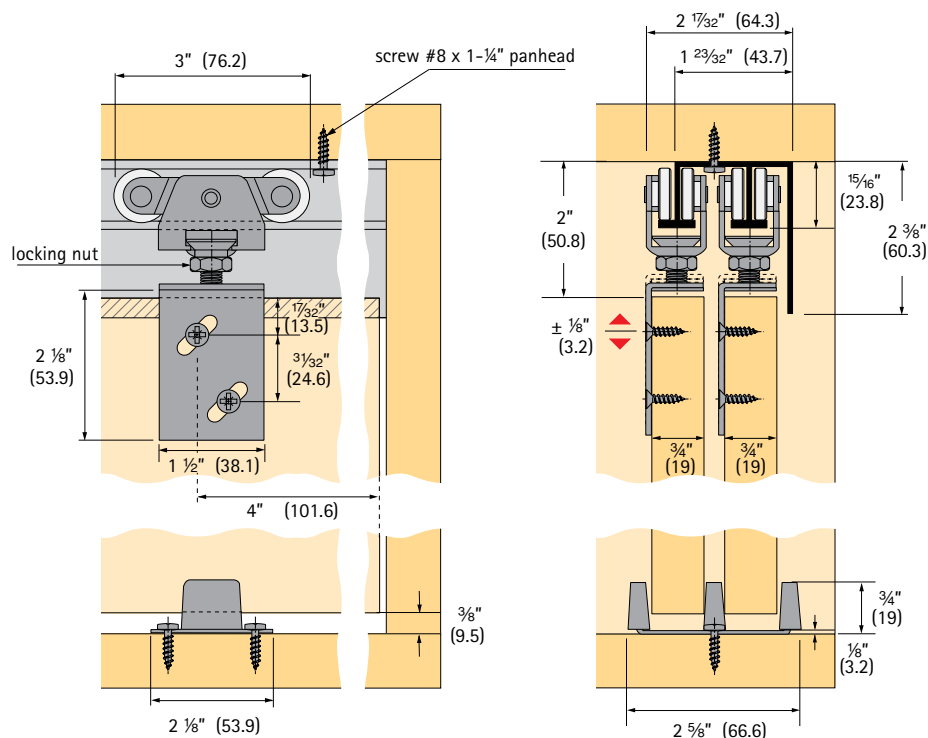
up to 150 lbs/door (68 kg/door), double track with fascia,  
for door thickness  $\frac{3}{4}$ " (19 mm), side mount, adjustable



## Top Line Grant 73-034

A medium duty commercial and residential grade sliding door hardware series with fascia that is ideal for by-passing installations. Applications include doors between rooms, closet doors, cabinets, storage walls and partitions.

- For  $\frac{3}{4}$ " doors weighing up to 150 lbs (68 kg), optional nylon wheel carrier up to 100 lbs (45 kg)
- Precision ball-bearing wheels guarantee a smooth, quiet and long lasting performance.
- Heavy duty aluminum Double I-beam track; jump proof design
- Track with  $2 \frac{3}{8}$ " fascia, decorative anodized finish
- Pivoting rocker arms ensure track-carrier contact.
- Ball and socket suspension compensates for minor header misalignment.
- Lock nut guarantees permanent positioning.
- Serrations in apron permit vertical adjustment.
- Conforms to ANSI/BHMA standards, Grade 1
- Made in USA



Technical specifications are subject to change without notice

**Specifications:**


Mounting: Side  
 Adjustment: 1/4" (6.4 mm) vertical  
 Door thickness: 3/4" (19 mm)  
 Headroom: 1 7/8" (47.6 mm), 2 1/8" (53.9 mm) max.  
 Application: By-passing

Top Line Grant 73-034 door hardware is available in three purchasing options (not available in sets)

**Option I**  
Track only

**Double track with fascia 7004**

Aluminum extruded, pre-drilled holes



Length	Order no.	PU
4' (1200 mm)	050 540	5
5' (1500 mm)	050 541	5
6' (1800 mm)	050 542	5
8' (2400 mm)	050 543	5
10' (3000 mm)	050 544	5
12' (3600 mm)	050 545	5
16' (4800 mm)	050 546	5

Screws not included - recommend #8 Pan Head  
 Tracks 8' and under are notched at one end for easy access

**Option II**  
Hardware set only

**Top Line Grant 72-034 hardware set**  
(without track)

The hardware set includes:  
 4 carriers 7000 precision ball bearing wheels  
 4 aprons 7034  
 1 floor guide 116  
 1 wrench  
 necessary screws and installation instructions

Article	Order no.	PU
Hardware set	113 335 0	10 sets

**Option III**  
Separate components

**Top Line Grant 73-034 components**

**Carrier 7000 ball bearing**

Steel, precision ball bearing wheels, up to 150 lbs/door (68 kg/door)



Finish	Order no.	PU
zinc-plated	113 333 9	100

**Apron 7034**

Cold rolled steel, adjustable, 3/4" offset

Screws included



Finish	Order no.	PU
zinc-plated	050 563	100

**Floor guide 116**

Steel/Nylon

Screws included



Finish	Order no.	PU
zinc-plated	050 103	50

**Optional parts** (not included in set)

**Carrier 7000 nylon**

Steel, wheel nylon, up to 100 lbs/door (45 kg/door)



Finish	Order no.	PU
zinc-plated	113 333 8	100

**Bumper stop 7014**

Steel, track mounted, rubber stop, 2 required per track



Finish	Order no.	PU
zinc-plated	050 561	20