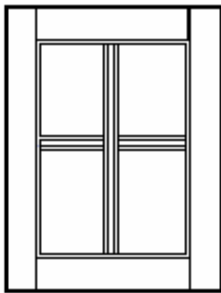
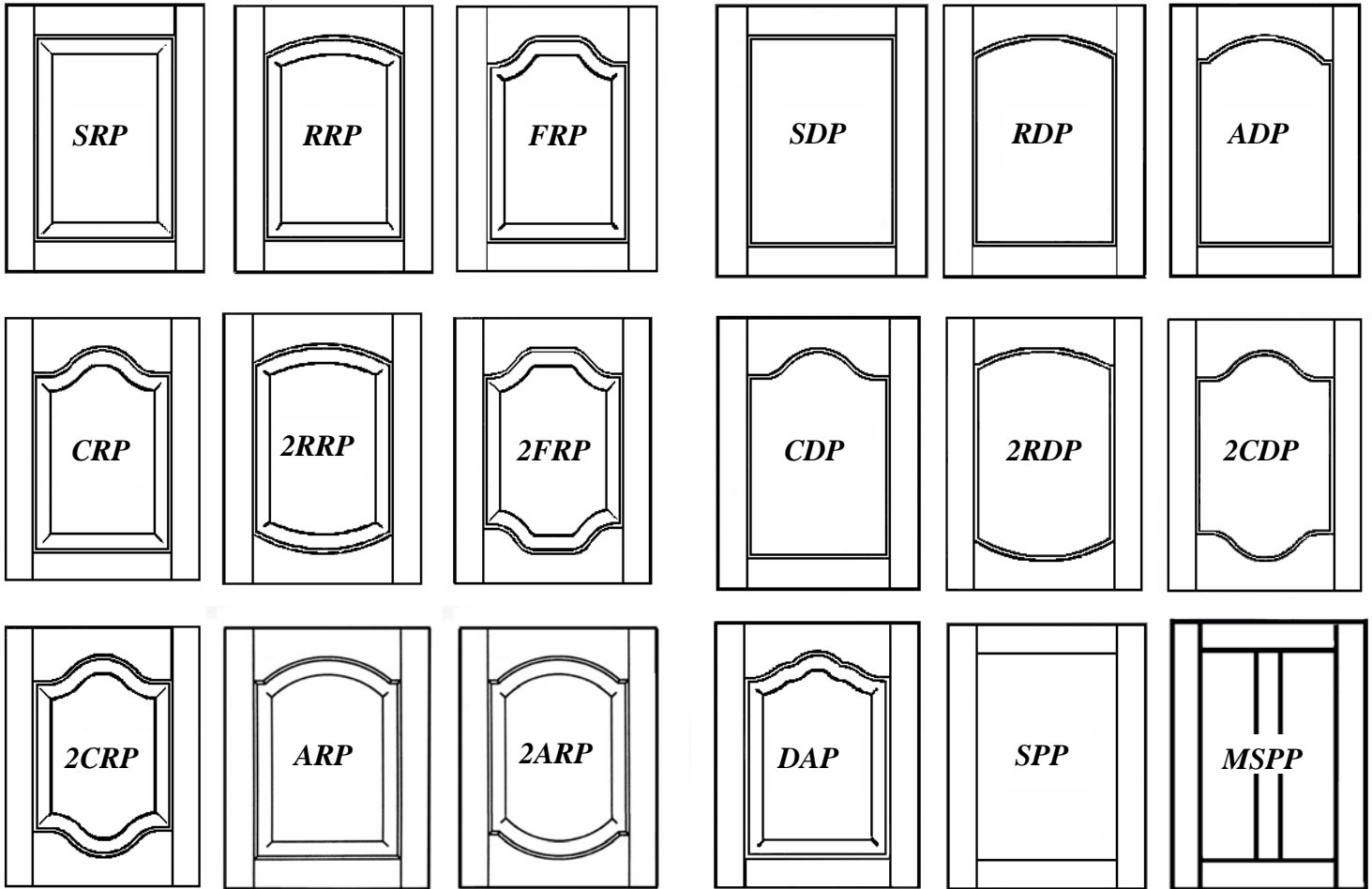
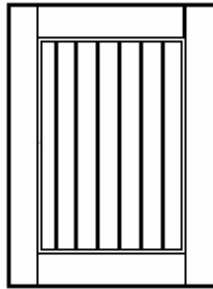




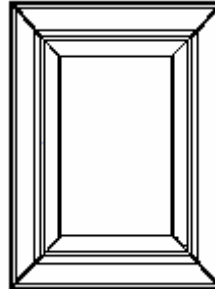
GEORGIA HARDWOODS SOLID WOOD DOOR STYLES




**MULLION DOORS-
SPECIFY HOW
MANY LIGHTS**



**BEADED STYLES SPECIFY
SOLID PANEL (PP-12) OR
PLYWOOD PANEL (PP-14)
SEE PG 2 FOR DETAILS**



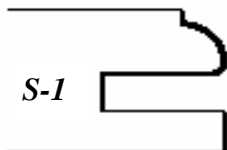
**MITERED DOORS-
SPECIFY STILE
TYPE SEE PG. 3
FOR DETAILS.**



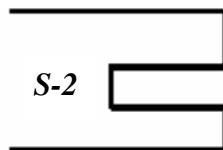
**APPLIED MOLDING
DOORS. SEE PG. 4 & 5
FOR STILE PROFILES**



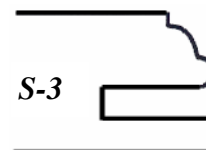
STANDARD STILE PROFILES



S-1



S-2



S-3



GEORGIA HARDWOODS DOOR PROFILES




STANDARD WOOD PANEL PROFILES



PP-1



PP-2



PP-3



PP-9



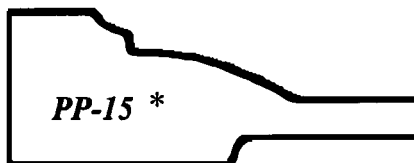
PP-10



PP-12

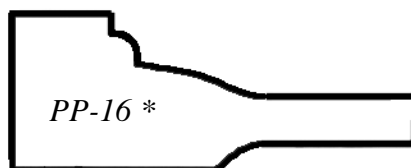
SPECIAL WOOD PANEL PROFILES. ALLOW ONE EXTRA WEEK

PP-5



PP-15 *

PP-11



PP-16 *

** DUE TO THE DEPTH OF CUT ON PP-15 & PP-16, IT IS ONLY AVAILABLE WITH SELECTED MITERED RAILS*



PLYWOOD PANEL STYLES



PLYWOOD

PP-13



PLYWOOD

PP-14



STANDARD EDGE PROFILES



GH-1



GH-2



GH-3



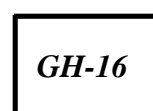
GH-4



GH-5



GH-13



GH-16



SPECIAL EDGE PROFILES ALLOW ONE EXTRA WEEK



GH-6



GH-7



GH-8



GH-10*



GH-12*



GH-17

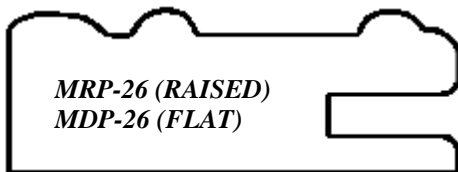
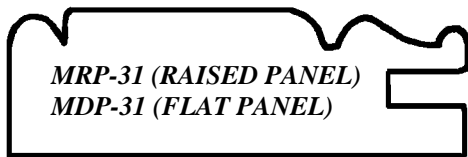
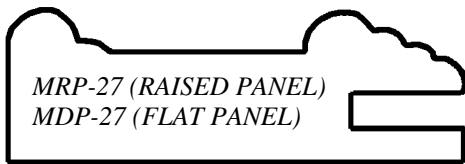


**CAN NOT USE GH-10 OR GH-12 EDGE ON MITERED DOORS OR ANY DOOR LESS THAN 8" WIDE*



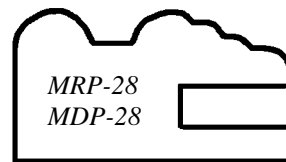
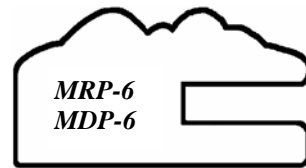
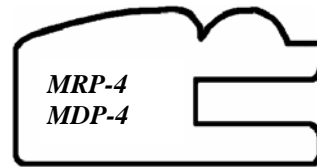
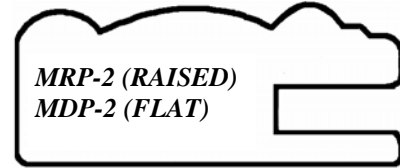
GEORGIA HARDWOODS DOOR STYLES

MITERED DOOR & DRAWER FRONT STILES

DOORS STILES

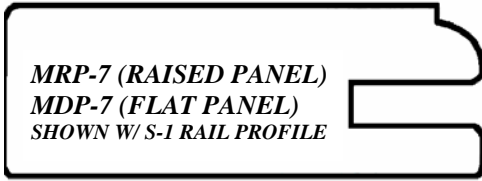


DRAWER FRONT STILES



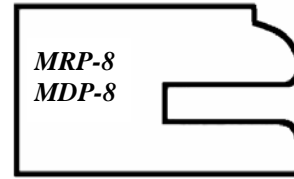


GEORGIA HARDWOODS MITERED DOOR STYLES



MRP-7 (RAISED PANEL)
MDP-7 (FLAT PANEL)
SHOWN W/ S-1 RAIL PROFILE

NEED TO SPECIFY
OUTSIDE EDGE &
INSIDE RAIL PRO-
FILES FOR 7 & 8



MRP-8
MDP-8

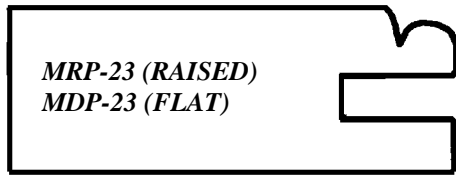


MRP-37 (RAISED PANEL)
MDP-37 (FLAT PANEL)
SHOWN W/ S-2 RAIL PROFILE

NEED TO SPECIFY
INSIDE RAIL PRO-
FILE FOR 37 & 38
STILES

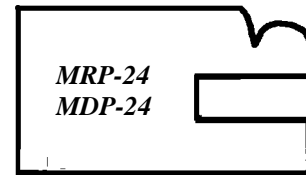


MRP-38
MDP-38



MRP-23 (RAISED)
MDP-23 (FLAT)

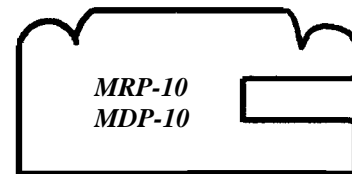
NEED TO SPECIFY
OUTSIDE EDGE
PROFILE FOR
23 & 24. STILES.



MRP-24
MDP-24



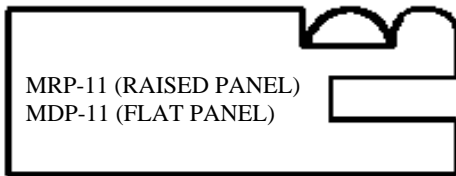
MRP-9 (RAISED PANEL)
MDP-9 (FLAT PANEL)



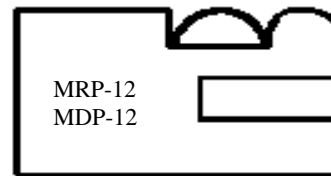
MRP-10
MDP-10

APPLIED ROPE MITERED RAILS / STYLES

ALLOW ONE EXTRA WEEK FOR APPLIED MOLDING DOORS




MRP-11 (RAISED PANEL)
MDP-11 (FLAT PANEL)

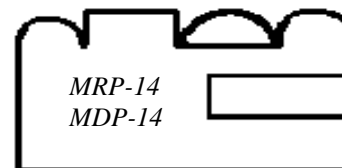


MRP-12
MDP-12

NEED TO SPECIFY EDGE PROFILE FOR #11 & 12 STILES



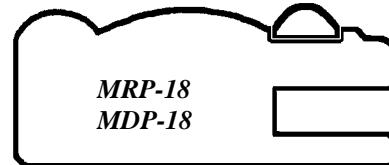
MRP-13 (RAISED PANEL)
MDP-13 (FLAT PANEL)



MRP-14
MDP-14



MRP-17 (RAISED PANEL)
MDP-17 (FLAT)



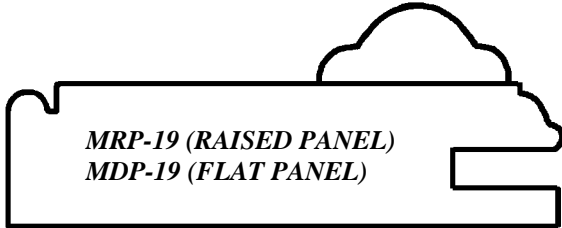
MRP-18
MDP-18



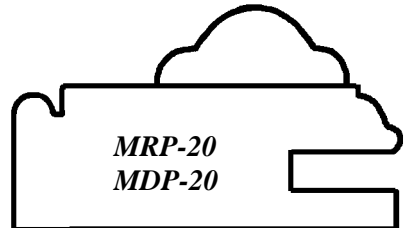
GEORGIA HARDWOODS APPLIED MOLDING STYLES

ALLOW ONE EXTRA WEEK FOR APPLIED MOLDING DOORS

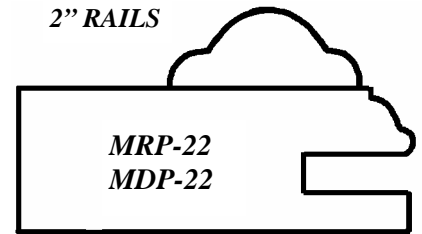
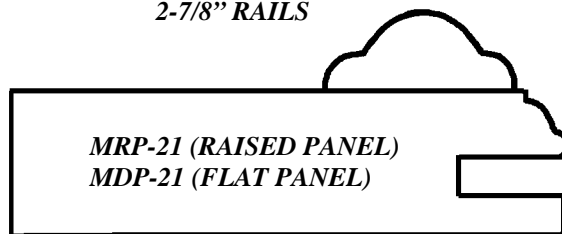
APPLIED MOLDING MITERED RAIL/ STYLES



2-7/8" RAILS



2" RAILS



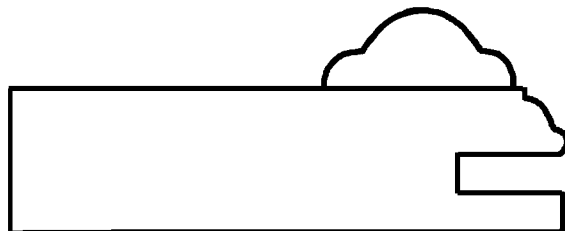
MUST SPECIFY MOLDING OPTION & INSIDE RAIL PROFILE (S-1, S-2, OR S-3). THESE STYLES PICTURED W/ S-3 RAILS & MOLDING OPTION: 1

MUST SPECIFY EDGE ON 21 & 22 RAILS

MUST SPECIFY MOLDING OPTION (SHOWN HERE W/ MOLDING OPTION: 1)

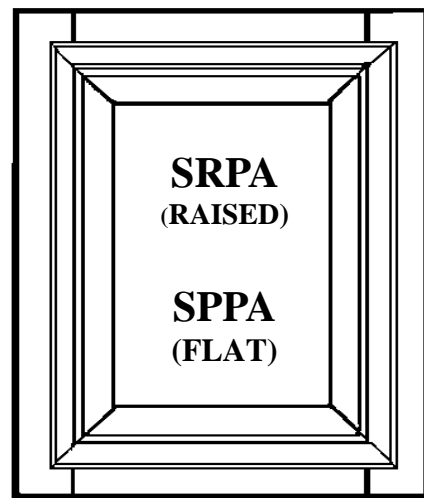
APPLIED-MOLDING OPTIONS			
	<i>OPTION: 1</i>	<i>OPTION: 2</i>	<i>MDG OPTION: 3</i>
			<i>(GH-811A)</i>

COPE & STICK APPLIED MOLDING DOORS



2-7/8" RAILS

MUST SPECIFY EDGE PROFILE & MOLDING OPTION



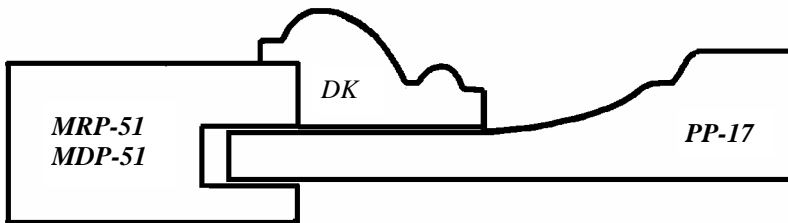
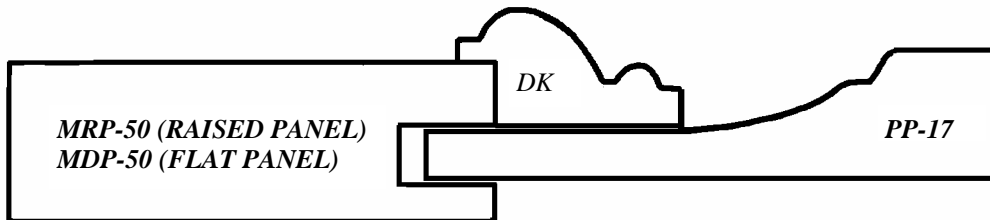
WE CAN ALSO PREFINISH OUR DOORS ASK YOUR SALESMAN FOR DETAILS



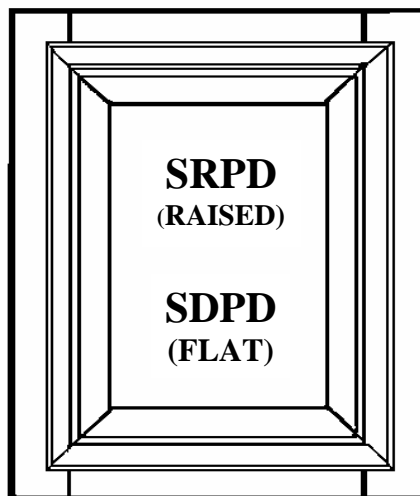
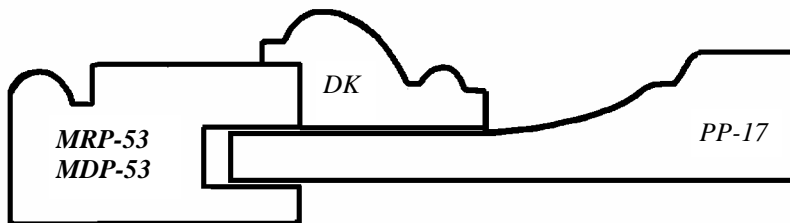
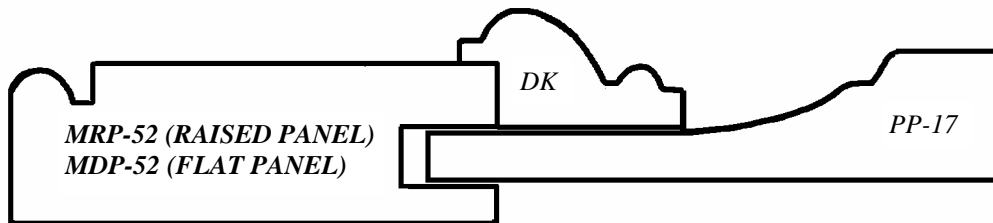
GEORGIA HARDWOODS APPLIED MOLDING

APPLIED RABBITED MOLDING MITERED RAIL/ STYLES

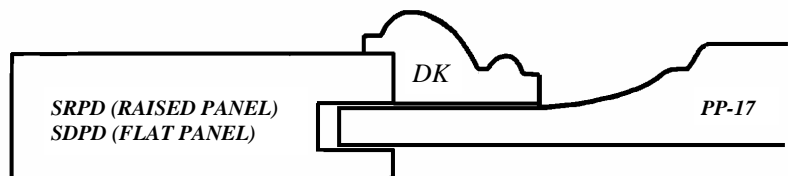
Rabbited applied molding (DK) and PP-17 panel profile are only available together. Need to choose rail style.
Due to the large cut needed for this panel style, the smallest raised panel door we can make with 2-3/8" rails is 10-1/4" wide.



Must specify outside edge profile on MRP-50 & MRP-51 styles.



COPE & STICK APPLIED RABBITED MOLDING DOORS



2-3/8" rails

Must specify outside edge profile.

GEORGIA HARDWOOD DOOR SPECIFICATIONS

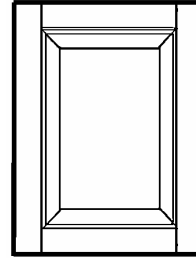
MINIMUM RAISED PANEL DOOR SIZES

MINIMUM DOOR WIDTHS:

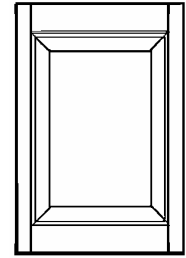
- 8" = RAISED PANEL W/ STANDARD 2-3/8" STILES
- 6" = RAISED PANEL W/ 1-3/8" STILES
- 6" = PLYWOOD FLAT PANEL W/ 2-3/8" STILES
- 5-1/4" = PLYWOOD FLAT PANEL W/ 1-3/8" STILES
- * DOORS W/ GH-12 EDGE CAN BE NO LESS THAN 8"

MINIMUM DRAWER FRONTS HEIGHTS:

- 4" = SLAB
- 8" = 5 PIECE RAISED PANEL W/ 2-3/8" RAILS
- 6" = 5 PIECE RAISED PANEL W/ 1-3/8" RAILS
- 5-1/4" = 5 PIECE FLAT PANEL W/ 1-3/8" RAILS
- * CANNOT EDGE FRONTS LESS THAN 4" WIDE

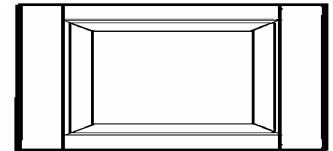
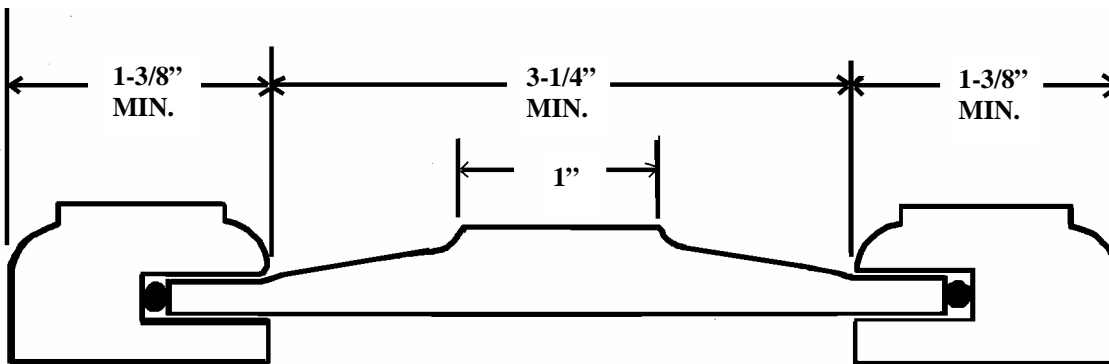


STANDARD DOOR
W/ 2-3/8" STILES
MIN. = 8" WIDE



DOORS WITH STILES TRIMMED TO
1-3/8" . MIN. = 6" WIDE. (CAN NOT
BORE FOR EURO STYLE HINGES).

THE MINIMUM WIDTH OR HEIGHT ON RAISED PANEL DOORS IS DICTATED BY THE MINIMUM SIZE OF THE PANEL THAT WE CAN PRODUCE. THE MINIMUM WIDTH OR HEIGHT WITH STANDARD 2-3/8" RAILS IS 8". THE ONLY WAY TO MAKE A DOOR LESS THAN 8" IS TO TRIM THE RAILS DOWN.



MINIMUM RAISED PANEL WE CAN PRODUCE IS 4-3/16" WITH 3-1/4" SHOWING. MINIMUM RAIL WIDTH IS 1-3/8"

MINIMUM SIZES FOR MITERED DOORS & DRAWER FRONTS

MRP-1 = 9-1/4"	MDP-1 = 7-1/4"	MRP-18 = 7-1/4"	MDP-18 = 5-1/4"
MRP-2 = 7-1/4"	MDP-2 = 5-1/4"	MRP-19 = 9"	MDP-19 = 7"
MRP-3 = 9-1/4"	MDP-3 = 7-1/4"	MRP-20 = 7-1/4"	MDP-20 = 5-1/4"
MRP-4 = 6-1/4"	MDP-4 = 5-1/4"	MRP-21 = 9"	MDP-21 = 7"
MRP-5 = 9-1/4"	MDP-5 = 7-1/4"	MRP-22 = 7-1/4"	MDP-22 = 5-1/4"
MRP-6 = 6-1/4"	MDP-6 = 5-1/4"	MRP-23 = 7-3/4"	MDP-23 = 5-3/4"
MRP-7 = 8"	MDP-7 = 6"	MRP-26 = 8"	MDP-26 = 6"
MRP-8 = 6-1/4"	MDP-8 = 5-1/4"	MRP-27 = 8"	MDP-27 = 6"
MRP-9 = 8"	MDP-9 = 6"	MRP-28 = 6-1/4"	MDP-28 = 5-1/4"
MRP-10 = 6-1/4"	MDP-10 = 5-1/4"	MRP-31 = 8"	MDP-31 = 6"
MRP-11 = 8"	MDP-11 = 6"	MRP-32 = 6-3/4"	MDP-32 = 5-1/4"
MRP-12 = 6-1/4"	MDP-12 = 5-1/4"	MRP-33 = 6-3/4"	MDP-33 = 5-1/4"
MRP-13 = 8"	MDP-13 = 6"	MRP-50 = 10-1/4"	MDP-50 = 9"
MRP-14 = 6-1/4"	MDP-14 = 5-1/4"	MRP-51 = 8-1/4"	MDP-51 = 7"
MRP-17 = 9-1/4"	MDP-17 = 7-1/4"	MRP-52 = 10-1/4"	MDP-52 = 9"
		MRP-53 = 8-1/4"	MDP-53 = 7"

MAX PANEL END SIZE: 50" X 144"

MAX WIDTH ON SINGLE PANEL RAISED DRAWER FRONTS W/ VERTICAL GRAIN = 30". ANY DRAWER FRONTS WIDER THAN 30" CAN BE RUN WITH HORIZONTAL GRAIN OR CAN BE DIVIDED INTO MORE THAN ONE VERTICAL PANEL.

WE CANNOT GUARANTEE THAT A DOOR OVER 24" WIDE OR 40" TALL WILL NOT WARP UNLESS IT IS DIVIDED INTO TWO OR MORE PANELS. NO GUARANTEE AGAINST WARP ON FRAME ONLY (GLASS) DOORS. CANNOT USE GH-12 EDGE ON ANY MITERED DOORS OR ANY DOORS LESS THAN 8".

GEORGIA HARDWOODS WARRANTY

Wood is a material formed by nature not man and must be handled as such. The infinite variety in color, grain, and texture is what gives wood its natural character. Because of the differences among varying hardwoods, even within the same species, no two trees are alike. Climate, light, rainfall and minerals in the soil all create diverse and unique grain and color patterns in each piece of wood. These natural variations are not considered defects. We guarantee our doors to be free from defect in material and workmanship for one year from the ship date. Georgia Hardwoods will not be liable for costs related to installation, finishing or labor to remove and install new products. This warranty does not apply to damages resulting from improper handling, alterations made to our doors, or inappropriate storage. Nor does this warranty cover any product used or installed in connection with our products. Our liability is limited to the net invoice price of the doors only.

Natural wood will expand and contract with climate and temperature conditions. Our doors are built to allow for proper wood movement. We will not be liable for damages due to negligence or improper handling and/or cleaning of our doors. Wood needs protection from temperature fluctuations and humidity. Most problems related to warping, cracking, shrinking and expansion can be eliminated by sealing and top coating wood doors immediately after assembly; therefore **we will not be liable for problems with doors that have been left unfinished for more than one week after delivery.** Sealing and top coating wood doors will slow down the moisture absorption from humid conditions but it will not eliminate it. Therefore reasonable care is also required after the doors have been finished. **All warranties are voided for any doors, raw or finished, that have been stored or installed in an area without humidity controls.** Georgia Hardwoods will not warranty defects that could have been prevented by the customer, such as improper surface preparation before finishing. Our doors are sanded to 180 grit and are ready to accept most finishes; however some specialized finishes may require additional preparation. Application of finish materials implies that you accept the doors as suitable for the finish you have selected. If in doubt, test the finish on one of the doors before finishing the entire job.

We will guarantee for one year against warping, twisting or swelling for doors that have been given responsible treatment and are within our minimum or maximum sizes.

1. Raised panel doors less than 24" wide and 40" high are warranted against warping of more than 1/8". Twists are measured after placing the face of the door on a true flat surface.
2. Doors more than 24" wide and/or 40" high are not warranted. Glass doors are not warranted for warping.
3. Slab Drawer fronts less than 8" high and 24" wide are warranted against warping of more than 1/8"
4. Slab drawer fronts more than 8" high and 24" wide are not warranted.
5. We do not recommend the use of slab doors. There is NO warranty on slab doors.
6. Any requested variation from our normal construction specs voids all warranties.
7. Painted wood doors are NOT warranted against paint cracks in joints or visible glue lines in panels caused by natural expansion or contraction of raised panels.

Our mitered doors are made with a strong mortise and tenon joint using PUR glue; however wood will expand and contract in different climate condition. We have a tolerance of up to .010 on the inside corner to allow for this movement. Mitered doors are not warranted for joint separations caused by high or low humidity.

REASONABLE TREATMENT REQUIREMENTS:

1. Doors are not to be stored in freshly plastered or damp work sites.
2. Doors are not to be subjected to excessive moisture, heat, cold, humidity, dryness or direct sunlight.
3. Doors are to be sealed with equal coats of finish on both sides, and all edges within one week from delivery in order to minimize moisture absorption.

Doors should not be subjected to abnormal heat, cold, extreme humid or dry conditions or any sudden changes in temperature or humidity. Wood doors should never be left on a construction site that is open to the elements. Work sites can vary 30-50 degrees from night to day. These conditions will have an adverse affect on both finished and unfinished doors.

REPLACEMENT POLICY

Contact your salesman within one business week of receiving the defective products. Your representative will arrange to inspect the doors. **Any product claimed to be of defective workmanship or materials must be returned to Georgia Hardwoods for inspection.** Your salesman will issue a Return Authorization # (RA#) and will arrange to have the materials returned to us at no charge to you.

- 1) You will need to supply your salesman with the original order number and a description of the defect before they will issue an RA#.
- 2) Please label the doors with the RA# and description of defect. If you wish, we will provide you with a sticker for you to fill out and place on the door.
- 3) Please circle any defects on the doors with a pencil (or marker for doors that have been finished).
- 4) Repackage the doors for shipment and notify us when they are ready to be returned.

The returned doors will be inspected. If the doors are found to be in accordance with Georgia Hardwoods standards, you may be billed for the replacement doors. Our intent is to eliminate repetitive problems and defects by actually seeing the defects you may encounter and in some cases realigning the quality standards you can expect from us. It is not our intent to penalize you for the problems that defects may cause you, but instead to help us improve our quality by inspecting the defective doors in order to help us diagnose the problem and to help ensure that the problem will not reoccur.

If our doors are damaged in shipping and there is visible crate damage at the time of delivery, no claims will be paid unless the damage was noted on the freight bill. In order to minimize the inconvenience to you, Georgia Hardwoods will do our best to replace any defective products as soon as possible.

ORDERING

We recommend that you fax your orders on a copy of our order form. Orders can be faxed 24 hours a day. We will fax you an acknowledgement of your order specifications, sizes and completion dates. You will need to read through the acknowledgment completely and notify your sales representative of any changes as soon as possible. **If you are satisfied with the acknowledgement, we ask that you initial the appropriate box and fax it back to confirm your approval.** If we do not receive your confirmation within 24 hours we will proceed with the order as written. If you want us to confirm prices please request it with your order. Orders received after 2:00 pm (EST) will not be processed until the next business day. In order to keep our shipping dates as short as possible, all orders placed before 2:00 PM (EST) will be put into production the following morning. **Any changes must be made within 24 hours from the time your order was confirmed.** Phone orders will be read back at the time of order. **Listen carefully this Read Back is your confirmation.**

THINGS TO REMEMBER WHEN WRITING UP YOUR ORDERS:

- 1) Please write your order on one of our order forms.
- 2) Please order using our style names & numbers. We will not accept orders placed using a competitor's style name or number. We will gladly send you a current catalog.
- 3) Order in increments of 1/16".
- 4) You must give us exact size measurements of the doors you want. **We will not accept opening sizes** and we will not add overlay measurements to your opening sizes.
- 5) Please check for minimum or maximum sizes (see our spec sheet).
- 6) If you plan to bore for concealed hinges or if you want us to bore the doors for you (specify Blum or Hettich pattern), please be sure that the outside edge is compatible with your hole pattern.
- 7) Doors 46"+ high will be divided into two panels with a center rail unless specified otherwise. We will not guarantee that a single panel door over 46" tall will not warp. We also reserve the right to charge an additional design fee for single panel doors over 46" tall.